

Recommended for maple sap vacuum production on up to 400 taps



Specifications / Options

Body & Ports ¹	Natural (Pigment-free) Delrin / White ²
Clamp Ring	Aluminum Motor Mounting Plate
Valves ¹	Umbrella ²
Diaphragm ¹	Buna-N ² , Silicone ² , Santoprene ²
Available Ports ¹	1-1/4" F (tapped), 1-1/2" smooth, 1-1/2" M (threaded)

¹ in contact with fluid ² FDA-approved material

Performance

Flow Rate	per stroke: 0.55 Qt (0.52L) per min: 8.3 gpm
Max Vacuum	28 in Hg (0.9 bar) ¹
Max Lift	20 ft (6.1 m) ¹
Max Pressure	11 psi (0.7 bar) ¹
Max Head	25 ft (7.6 m) ¹
Max Service Temp	220°F (104°C)

¹ with umbrella valve; on sap lines with minimal leaks; wetted valves

Motor Specifications

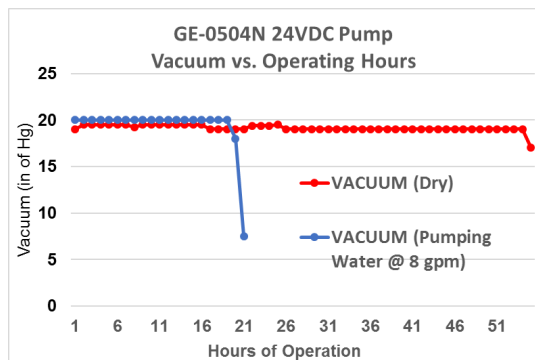
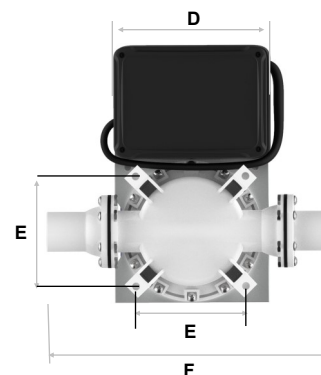
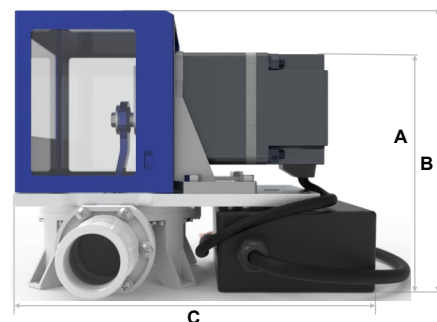
Motor Type	24VDC, Brushless DC Motor
Power	100 W (1/8 HP)
Protection	[Motor] IP65 (excluding connectors) [Driver] IP00
Speed	60 rpm
Torque	152 in-lbs
Ambient Temperature Range	0°C ~ +50°C (+32°F ~ +122°F) (non-freezing)
Max Load Amps	6.0
Weight	~7 lbs
Certifications	UL, CSA, CE

- **Can achieve up to 25 in Hg vacuum on sugarbushes with tight sap lines and wetted pump valves**
 - ◇ Factory-tested to 20 in Hg vacuum
- **Use on up to 400 taps**
- **No releaser required**
 - ◇ Creates vacuum and transfers fluid
 - ◇ Liquid will not damage pump
 - ◇ Can run dry without damage
 - ◇ Wetted components made of FDA-approved materials
- **Features new SapCheck-ready Remote Control Interface**
- **1.0 cfm (8.3 gpm)**
- **Quiet-running 24 VDC 60 rpm motor**
- **Water-resistant motor enclosure**
- **Accommodates 1-1/4" - 2" hose/tubing**
- **Minimum 20 hours operation on 2 12VDC 60-amp hour batteries**

Valve Options

Umbrella	Excellent vacuum service. Best for transfer of liquids free of any materials. Made from FDA-approved silicone.
-----------------	--

Quiet-running, efficient, brushless 24 VDC motor and driver offers high performance in a compact design



Operating results when pump is powered by two (2) 12 VDC 60 amp-hour batteries.

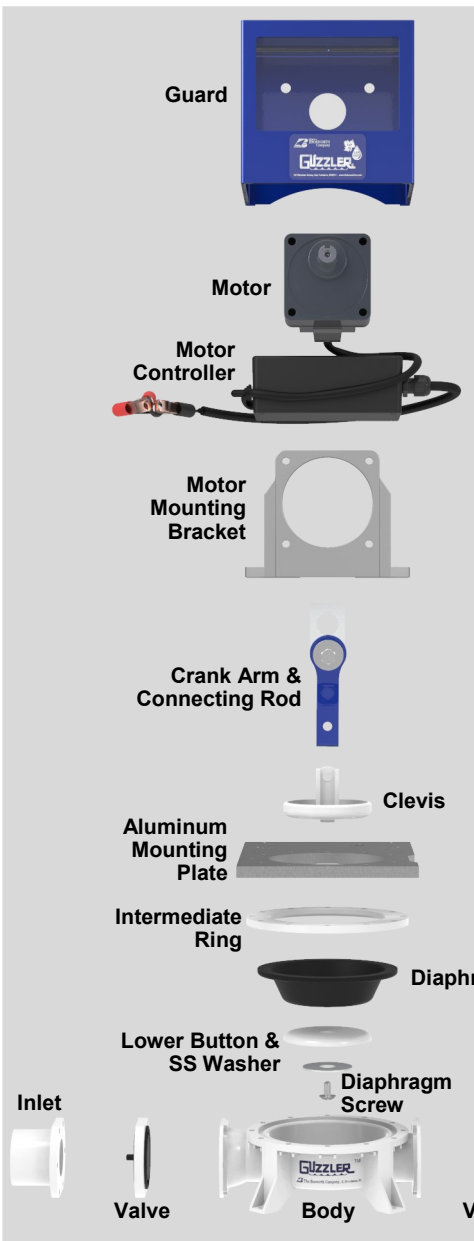
	in	cm
A	7-1/4	18.4
B	8-1/4	21.0
C	10-1/2	26.7
D	6	15.2
E	4-5/16	11.0
F	10-7/8	27.6
Mounting Holes	1/4	0.64
Bolt Circle Diam.	6-1/8	15.6
Weight	13.2 lb	6.0 kg

Guzzler® 12 VDC Electric Pump GE-0504N

Recommended options for use in maple sap collection

Example: GE-0504N-071-58-8080-TK

- Guzzler Electric Pump
- Model style #0504N: Natural Delrin Body, Opposite Side Ports
- No Variable Speed control option
- Silicone Umbrella Valves
- Buna Diaphragm
- Natural Delrin Clevis
- Motor Mounting Plate Clamp Ring
- Inlet: 1-1/2" Smooth
- Outlet: 1-1/2" Smooth
- 24 VDC 60 RPM Motor



Guzzler Product	
Option	Code
Electric Pump	GE

Style (Family)	
Option	Code
Nat'l Delrin, Opp. Side Ports	0504N

Speed Control	
Option	Code
None	0

Valves	
Option	Code
Umbrella (Silicone)*	7

Diaphragm	
Option	Code
Buna Nitrile*	1
Silicone*	7
Santoprene*	8

GE - 0504N - 0 7 1 - 5 8 - 80 80 - TK

Clevis/Button Assembly	
Option	Code
Nat'l Delrin Clevis	5

Clamp Ring	
Option	Code
Motor Mounting Plate	8

Hose Connections		
Option	Code	
	Inlet	Outlet
1-1/4" NPT Tapped	71	71
1-1/2" Smooth	80	80
1-1/2" NPT Threaded	82	82
2" Smooth	90	90

24 VDC Motor	
Option (Speed / Torque)	Code
60 rpm / 152 in-lbs	TK

* These elastomers are made from FDA-approved material.